

FOREST PARK BANDS



Rob Specketer, Director of Bands; SpeckeRC@pwcs.edu; (571) 589-3625

2019-2020 WIND ENSEMBLE AUDITIONS

Percussion

The percussion auditions will consist of **three** parts - snare drum, keyboard, and timpani. Please see the requirements below. The auditions will occur after school the week of April 1-5, 2019. If you are not currently at FPHS band student, please contact Mr. Specketer at the email address above to arrange an audition. Rising 9th graders should only audition if they are interested in participating in Wind Ensemble.

Snare Drum

- Attached etude at marked tempo **or slower**. Strive for accuracy and good technique.
- Rudiments - Please prepare the following rudiments - 5-stroke roll, 7-stroke roll, 9-stroke roll, paradiddle, double paradiddle, paradiddle-diddle, flam, flam tap, flam accent, flam paradiddle, flamacue, drag, drag tap, single ratamacue, drag paradiddle #1.
- Sightreading

Keyboard Percussion

- Prepare all 12 major scales. You will play two selected at random.
- Attached etude - suggested tempo quarter note = 76. Strive for accuracy and musicality.
- Sightreading

Timpani

- Tuning - you will complete two different tunings.

PERCUSSIVE ARTS SOCIETY INTERNATIONAL DRUM RUDIMENTS

All rudiments should be practiced: open (slow) to close (fast) to open (slow) and/or at an even moderate march tempo.

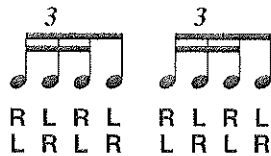
I. ROLL RUDIMENTS

A. Single Stroke Roll Rudiments


1. Single Stroke Roll *



2. Single Stroke Four



3. Single Stroke Seven



B. Multiple Bounce Roll Rudiments

4. Multiple Bounce Roll



5. Tripe Stroke Roll

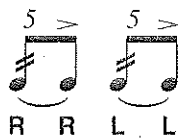


C. Double Stroke Open Roll Rudiments

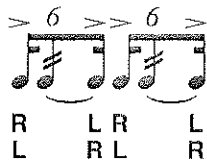
6. Double Stroke Open Roll *



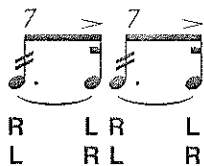
7. Five Stroke Roll *



8. Six Stroke Roll

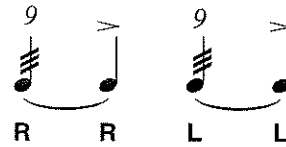


9. Seven Stroke Roll *

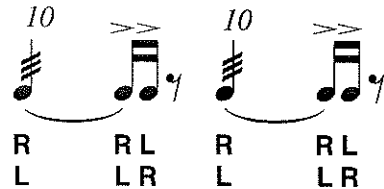


* These rudiments are also included in the original Standard 26 American Drum Rudiments.

10. Nine Stroke Roll *



11. Ten Stroke Roll *



12. Eleven Stroke Roll *



13. Thirteen Stroke Roll *



14. Fifteen Stroke Roll *



15. Seventeen Stroke Roll



II. DIDDLE RUDIMENTS

16. Single Paradiddle *



17. Double Paradiddle *



18. Triple Paradiddle



19. Single Paradiddle-diddle



III. FLAM RUDIMENTS

20. Flam *



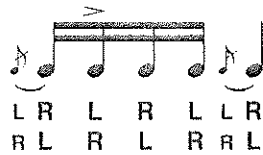
21. Flam Accent *



22. Flam Tap *



23. Flamacue *



24. Flam Paradiddle *



25. Single Flammed Mill



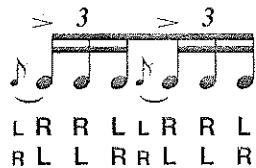
26. Flam Paradiddle-diddle *



27. Pataflafla



28. Swiss Army Triplet



29. Inverted Flam Tap



30. Flam Drag



IV. DRAG RUDIMENTS

31. Drag *



32. Single Drag Tap *



33. Double Drag Tap *



34. Lesson 25 *



35. Single Dragadiddle



36. Drag Paradiddle #1 *



37. Drag Paradiddle #2 *



38. Single Ratamacue *



39. Double Ratamacue *



40. Triple Ratamacue *



The contrast in dynamics between measure four and measure five is extremely important. This dynamic contrast must be obvious to the listener.

SONATINA

Allegro

MUZIO CLEMENTI

The musical score consists of ten staves of music. The first staff begins with a treble clef, a common time signature (C), and a forte dynamic marking (*f*). The second staff starts with a piano dynamic marking (*p*), followed by a crescendo (*cresc.*) and a forte marking (*f*). The third staff includes a fingering sequence: L R L R R L R L. The fourth staff features a piano marking (*p*). The fifth staff has a forte marking (*f*). The sixth staff begins with a piano marking (*p*). The seventh staff includes a crescendo (*cresc.*) and a forte marking (*f*). The eighth staff has a fingering sequence: L R L R R L R L. The ninth staff includes a fingering sequence: R R L R L R L R L. The score concludes with a double bar line.

No. 38

Moderato ♩ = 96

The musical score is written for a single melodic line on a grand staff. It begins with a dynamic marking of *f* (forte). The first section concludes with a repeat sign and a first ending bracket labeled **A**. The second section starts with a dynamic of *p-f* (piano-forte) and includes two triplet markings. Section **B** begins with a dynamic of *p-f* and features two triplet markings. Section **C** starts with a dynamic of *mf* (mezzo-forte) and includes several accents. Section **D** begins with a dynamic of *mf*, followed by *f*, *mf*, and *f* dynamics, and includes a triplet marking. Section **E** starts with a dynamic of *mf* and includes several accents. The final section concludes with a dynamic of *f* and features four triplet markings.